

Staple a 4"x6" photo to this form. No full-page photos will be accepted.

* Challenge Quilts should be submitted via the Challenge Quilt form, not this form. *



2024 Quilt Show Entry May 3rd and 4th

* For Quilt Show Committee Use Only *

Entry Number

You may make copies of this form or download additional copies from the EVQ website. www.EmeraldValleyQuilters.org

Review the FAQ's and instructions before completing this form. Complete all sections of the form. PLEASE PRINT.

A separate entry form and photograph is required for each entry.

Submit forms and photographs by the guild meeting on March 21, 2024, or to the PO Box by April 1, 2024.

PO Box 70755 Springfield OR 97475 Attn: Quilt Show Display

Quilt Entered By:

Name: _____

Address: _____

Phone: _____ Email: _____

Entry Information:

☐ Quilt ☐ Group Quilt

Circle Only One
Quilt Display Preference 1st 2nd 3rd

Title of Quilt: _____

Made by: _____ Quilted by: _____

Dimensions (in inches): Width ____ Length ____ Category (see FAQ for list): _____

Brief Description: (pattern, color, handmade, etc.) and source of design (copy? Adaptation of pattern? Original design?)

Please write a short paragraph to tell the story of your quilt. (this may be edited for clarity and length.)

Hold Harmless Agreement:

(continue on back if necessary)

By my signature below, I agree to abide by all conditions stated on this entry form and in the FAQs; I agree to permit the Emerald Valley Quilt Guild to display my entry at the *Stitch Happens Quilt Show* at the Lane County Fairgrounds May 3-4, 2024. I agree to permit the guild to photograph my quilt and publish it on a CD/DVD for sale. I understand that reasonable care will be taken to protect my entry by being locked in a secure location. I understand that no responsibility for loss or damage to my entry will be assumed by the Emerald Valley Quilt Guild. Individuals may choose to insure their own items.

Signature Required: _____ Date: _____

2024 EVQ Quilt Show Rules and FAQs

Who can enter the show? Only those who are members of EVQ, Modern Quilt Guild and Pioneer Quilters may submit entries.

How many quilts can I enter? There is a limit of 3 entries per member, not counting show challenge quilts. If there is not enough space for all quilt entries, the Display Chair may not be able to display all of your quilts. If this happens, your quilts will be chosen in order of preference that you indicated on the entry form and the back of the quilt's photo.

The EVQ Quilt Show Committee reserves the right to refuse a quilt if it is soiled, has pet hair, or it smells of smoke or perfume, or pet odors. Quilts are inspected on receipt and the owner will be contacted if the quilt is refused.

How do I turn in my entry form? When is it due? Forms are due in person by the EVQ meeting on March 21, 2024, or by mail to the PO Box by April 1, 2024. Bring your entry form to any EVQ guild meeting or mail it in time to meet the deadline. See the entry form for the mailing address.

Everyone in my group is entering a quilt and we want them to hang together. What do we do? Group entry forms should be stapled and submitted together with their photos. Be sure to include the name of our group and the contact person if there are questions. Quilts for the group should also be dropped off together and identified by entry so we can hang them with the correct number.

I don't have a photo of my entry? What should I do? Why do you need a photo? We use photos to help document the incoming quilts and determine display locations. Write your name, quilt title phone number, email, category, and quilt dimensions on the back of the photo. Photo must be 4"x6".

Does my quilt need a hanging sleeve? A label? Every quilt must have a 4" hanging sleeve. The exceptions are miniatures or items entered in the Quilt Challenge. Miniature or small quilts will be mounted with pins. Instructions for making a quilt sleeve is at the bottom of this page. Each quilt is also required to have a label that includes the makers name and the name of the quilt. Labels should be sewn or fused to the back lower right corner of the quilt.

What should I include in the description of my entry? Tell us about the quilt. Who was it made for? What helped decide our color choices? What makes it special? Why did you choose the name? What did you learn about quilting or yourself? If you made the quilt as a result of an EVQ class or presenter, be sure to highlight this detail.

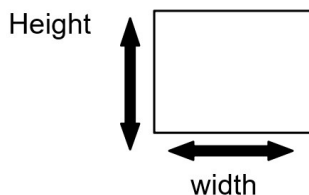
When and where is entry drop off? When is pickup? Entries may be brought to the Lane County Fairgrounds Performance Hall on **Thursday, May 2, 2024 11:00 am to 2:00 pm**. The Fairgrounds is located at 796 West 13th Avenue, Eugene. Entries may be picked up on **Saturday, May 4, 2024 from 5:15 pm to 6:30 pm**. There will a table for distribution of entries. ***Do not take your quilt from the show or the takedown area. We are making sure all quilts are accounted for at the end of the show.***

What if I can't drop off my quilt at that time or pick up my quilt after the show? If you are unable to pick up your entry, you may have a friend or family member drop off your quilt during the scheduled time.

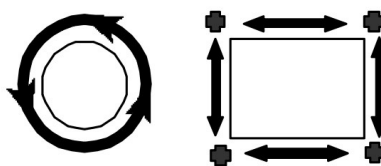
Quilt Categories:

Applique'
By Hand (pieced and/or quilted)
Clothing/Bags/Accessories
Embroidery
Group (two or more piecers)
Holiday
Landscape
Mixed Methods
Modern/Contemporary
Foundation Pieced
Pieced
Traditional
Upcycled
Whole Cloth

This is how to measure your quilt
height x width



This is how to measure the outside
measurement or circumference of the quilt:




side + side + side + side =
outside of quilt = circumference

ATTACHING A SLEEVE

1. Choose muslin or fabric that matches quilt back. Cut and piece together 8 1/2" piece that is 2" shorter than quilt width. Turn the short ends in 1/2 " to the wrong side and hem.
2. Fold sleeve in half the long way right sides together, and sew a 1/4" hem, forming a tube. Turn sleeve right-side out. Press sleeve with side seam in the middle of one side.
3. Center the sleeve near top of quilt back, with center sleeve seam facing the quilt back. Blind stitch the sleeve top and bottom to the quilt back. Being careful not to stitch through to quilt front.

* ONLY Challenge Quilts should
be submitted via this form. *

**DO NOT SUPPLY A
PHOTOGRAPH OF YOUR
CHALLENGE QUILT. **



2024 Quilt Show Challenge Entry May 3rd and 4th

Challenge Entry Number

You may make copies of this form or download additional copies from the EVQ website. www.EmeraldValleyQuilters.org

Review the FAQ's and instructions before completing this form. Complete all sections of the form. PLEASE PRINT.

Submit forms to Mindy Reeves by April 18, 2024 either to a guild meeting or via mail (see Member Roster or contact me at QuiltyMouse@gmail.com for my mailing address).

Quilt Entered By:


Name: _____

Address: _____

Phone: _____ Email: _____

2024 EVQ Quilt Show Challenge Rules

- The Challenge theme is SHAPES. Entires must represent one of the following shapes - triangle, circle, hexagon, rectangle, or diamond. Other shapes will be disqualified. How you interpret the shape is up to you, that's why it's a challenge!
- Challenge quilts must measure **no more than 18 inches wide by 18 inches tall at their widest point**. Quilts may be smaller if desired, but any quilts larger than 18 inches by 18 inches will be disqualified.
- Only one entry per person. Only those who are members of EVQ, Eugene Modern Quilt Guild and Pioneer Quilters may submit an entry.
- Challenge entires are **ANONYMOUS**. Please do not share your quilt with others prior to the show. Also, please **DO NOT** attach a photo to this form.
- Quilts should be brought to the drop off location and times outlined in the FAQ page, in a **brown paper bag** (or equivalent to hide the quilt).



Hold Harmless Agreement:

By my signature below, I agree to abide by all conditions stated on this entry form and in the FAQs; I agree to permit the Emerald Valley Quilt Guild to display my entry at the *Stitch Happens Quilt Show* at the Lane County Fairgrounds May 3-4, 2024. I agree to permit the guild to photograph my quilt and publish it on a CD/DVD for sale. I understand that reasonable care will be taken to protect my entry by being locked in a secure location. I understand that no responsibility for loss or damage to my entry will be assumed by the Emerald Valley Quilt Guild. Individuals may choose to insure their own items.

Signature Required: _____ Date: _____